



Buglawton Primary School

Be the Best We Can

Topic: Textiles

Subject: Art

Year: 2

Term: Autumn

What should I already know?

I can enjoy playing with and using a variety of materials and fabric...



What will I know and be able to do by the end of the unit?

I can use a weaving loom to create a range of patterns...

I can use ripping and cutting techniques to build a collage...

I can stitch and knot wool...







I can sew using a simple straight stitch...




I can answer key questions about Albers and make links to my own work..


I understand the basic use of a sketchbook...

Agreed Real-Life Outcome

To design a monarch's badge

Stitch	Knot
	
the process of threading through fabric	a fastening made by looping a piece of string, rope, or something similar on itself and tightening it.
Weaving	Loom
	
the craft or action of forming fabric by interlacing threads.	A loom is a device used to weave cloth and tapestry
Material	Pattern
	
Anything an artist can use to create art.	a design in which lines, shapes, forms or colours are repeated.

Tack Stitch	Joining
	
a temporary way to hold materials together	To link or connect
Needle	
	
Used for sewing two materials together	



Key Artists

Annie Albers



