



Buglawton Primary School

Be the Best We Can

Topic: Textiles

Subject: DT

Year: 3

Term: Spring

What should I already know?

- Understand how simple 3-D textile products are made, using a template to create two identical shapes.
- Understand how to join fabrics using different techniques e.g. running stitch, glue, over stitch, stapling.
- Explore different finishing techniques.
- Know and use technical vocabulary relevant to the project.









What will I know by the end of the unit?

- Know how to strengthen, stiffen and reinforce existing fabrics.
- Understand how to securely join two pieces of fabric together.
- Understand the need for patterns and seam allowances.
- Know and use technical vocabulary relevant to the project.

What should I be able to do by the end of the unit?



- Identify a purpose for what they intend to design and make.
- Develop their ideas through talk and drawings and label parts.
- Begin to select tools and materials; use correct vocabulary to name and describe them.
- Explore how products can be made stronger, stiffer and more stable.
- With help, measure, cut and score with some accuracy.
- Demonstrate how to cut, shape and join fabric to make a simple product. Use basic sewing techniques.
- Look at a range of existing products explain what they like and dislike about products and why.
- Start to evaluate their products as they are developed, identifying strengths and possible changes they might make.

Prior Key Vocabulary

fabric	stitch
	
a material created by weaving thread or fibres.	the process of threading through fabric
joining	template
	
attaching two things together	a rigid shape used as a pattern for fabric
pattern	running stitch
	
the design used to make the final piece	stitches running under and over the fabric
back stitch	
	
Overlapping stitches	
Key vocabulary	
stiffening	seam
	
To make something more firm or secure	A line where two fabrics are sewn together

Agreed Real-Life Outcome:
Design and make a cushion.

Significant people:
Bridget McLelland
Rachael Cassar

hem	blanket stitch
	
Folding down and stitching back the edge of material	A line of stitches that hooks over the edge of the material